

# Titan EP Rack



## Certified Load Ratings:

Static: 5,400 lbs.  
Dynamic: 3,300 lbs.

## Frames Include:

- Certified to MIL STD 901 (Shock) and MIL STD 810 (Vibration)

## 24" Width Frames


| RU Height | 25.5" Depth    | 30" Depth     | 36" Depth     |
|-----------|----------------|---------------|---------------|
| 45        | R-TN-45U24-255 | R-TN-45U24-30 | R-TN-45U24-36 |
| 40        | R-TN-40U24-255 | R-TN-40U24-30 | R-TN-40U24-36 |
| 35        | R-TN-35U24-255 | R-TN-35U24-30 | R-TN-35U24-36 |

## Sizes Below Available - Contact AMCO Direct for Pricing & Lead Times


|    |                |               |               |
|----|----------------|---------------|---------------|
| 30 | R-TN-30U24-255 | R-TN-30U24-30 | R-TN-30U24-36 |
| 24 | R-TN-24U24-255 | R-TN-24U24-30 | R-TN-24U24-36 |
| 18 | R-TN-18U24-255 | R-TN-18U24-30 | R-TN-18U24-36 |
| 12 | R-TN-12U24-255 | R-TN-12U24-30 | R-TN-12U24-36 |

Note: For 29" width, change 24 to 29 in part number.  
(i.e. R-TN45U24-25 becomes R-TN45U29-25)

For size 29W, contact AMCO Direct for Pricing & Lead Times



Note: AMCO Enclosures offers standard color choices (up to 2 per console) for no extra charge. Custom colors are available and quoted upon request.



## Doors

Doors are available as either face or flush mount. Face mount doors mount on the exterior of the frame. Flush mount doors mount flush to the frame.

- Concealed hinges offer easy on/off release
- Doors can be used as either left-hand or right-hand
- Vented doors feature a 77% open airflow pattern, exceeding major equipment vendor requirements
- Swing handles with keyed locks
- Combination swing handle locks optional
- Locks can be ordered keyed alike or separately (keyed separately option quoted upon request)
- Doors are available in solid, smoked polycarbonate, vented and louvered

## Side Panels


- Side panels come with one keyed lock (36" depth side panel has two locks), keeping panels secure
- Side panel latches provide easy on/off mechanism (latches not included on 12RU-24RU panel sizes)
- Side panels can be mounted between cabinets when bayed together
- Side panels can be bolted from within the rack for permanent mounting



Side Panel

Louvered Side Panel

# Titan EP Rack



Solid w/o Cable Egress Ports

Vented

Solid



BTA4 Fan

BTA6 Fan

BTA10 Fan

## Top Panels

Five of our top panels feature multiple cable egress ports, which include dust covers to close off the top when the ports are not in use.

### Solid without Cable Egress Ports

- One-piece, solid-plate construction seats flat within the top of the rack

### Vented

- One-piece construction featuring vented section of .187" x .937" slots

### Solid with Cable Egress Ports

- One-piece, solid-plate construction seats within the top of the rack with cable egress ports

### BTA4 Fan

- Top panel includes two BTA4 fans with 100 CFM per fan, 6' power cord and external finger guards.

### BTA6 Fan

- Top panel includes two BTA6 fans with 300 CFM per fan, 6' power cord and external finger guards.

### BTA10 Fan

- Top panel includes one BTA10 fan with 665 CFM, 6' power cord and external finger guards.

## M6 (Square) Holes



MCX Profile

MCW Profile Reducer

## Tapped Holes



MCX Profile

MCW Profile Reducer

## Mounting Channels


Mounting channels are fully adjustable front to rear within the enclosure, providing easier equipment adjustments.

All mounting channels have a clear zinc finish, and feature your choice of either M6 (square) or #10-32 (tapped) holes with individually numbered RUs for each rack unit. Individually numbered rack units make equipment installation fast and easy, minimizing downtime.

MCX profile features standard 19" mounting in 24" overall frame widths. MCW profile reducer features 19" mounting in 24" panel opening space for 29" overall frame width. There is an additional 2.5" on either side of the mounted equipment for cable or power management.



Adjustable Cable Lacing Strip  
1RU & 2RU



Vertical  
Cable Lacing  
Strip (5" Width)

## Cable Lacing Strips

Vertical cable lacing strips provide mounting support for PDUs and cabling. Cable lacing strips have a combination of M6 holes for cable ring mounting (HK-CR1) or equipment tie down, while the slots can accept cable ties, fasteners, etc. Lacing strips are sold individually. Standard finish is black powder coat.

# Titan EP Rack



Light Duty Caster  
CA-C175



Heavy Duty Caster  
CA-C1200

## Casters

Casters are available in two options. Heavy duty casters are used when moving a fully integrated rack and light duty casters are used when moving empty racks into position.

- Light duty -175 lbs. load rating
  - adds 1" to overall frame height
- Heavy duty -1,200 lbs. load rating
  - adds 1.75" to overall frame height



M6  
HKM6-25



Dzus M6  
HKDZ-25

## Hardware Kits

Each rack ships with 50 ea. HK M6 inserts and screws to make mounting hardware/components easy to install.

### Square Hole Mounting Hardware Kits

**HKM6-25 or -50** M6 hardware for equipment mounting.

Includes 25 or 50 M6 mounted screws.

**HKDZ-25-** (25) M6 Metric Dzus easy inserts and M6 clear chromate screws.



Joining Kit  
HK-R-TN

### Frame-Joining Hardware

**HK-R-TN-** Frame-joining kit (8 pieces)