

Titan DT Network and Server Rack



Certified Load Ratings

- Static: 5,400 lbs.
- Dynamic: 3,300 lbs.

Standards


- UL listed up to 62 RU, 32" wide and 48" deep
- EIA 310
- Certified to MIL STD 901 (Shock) and MIL STD 810 (Vibration)
- Ten year warranty

24" Width Frames

RU Height	42" Depth	45" Depth	48" Depth
52	R-TN-52U24-42	R-TN-52U24-45	R-TN-52U24-48
48	R-TN-48U24-42	R-TN-48U24-45	R-TN-48U24-48
44	R-TN-44U24-42	R-TN-44U24-45	R-TN-44U24-48
42	R-TN-42U24-42	R-TN-42U24-45	R-TN-42U24-48

Note: For 29" width, change "24" to "29" in part number. (i.e. R-TN-52U24-45 becomes R-TN-52U29-45)

For 32" width, change "24" to "32" in part number. (i.e. R-TN-52U24-45 becomes R-TN-52U32-45)



Note: AMCO Enclosures offers standard color choices (up to 2 per console) for no extra charge. Custom colors are available and quoted upon request.



Curved-Face Vented-Flush French-Flush

Doors

- Doors can be mounted as either left-hand or right-hand
- Vented doors feature a 77% open airflow pattern, exceeding major OEM/equipment vendor requirements
- Swing handles with keyed locks
- Combination swing handle locks optional
- Locks can be ordered keyed alike or separately (keyed separately option quoted upon request)
- Optional solid inserts for flush doors available for when thermal requirements change and chimneys are needed




Side Panel

Cable Management Side Panel with Levelers

Side Panels


- Keyed lock, keeping panels secure
- Latches provide easy on/off mechanism
- Can be mounted in place between multiple-bay consoles

Titan DT Network and Server Rack



Top Panels

All top panels have two 5"x 8" brush strip covered cutouts in front.



Power/Cable Panel

- Tool-less mounting makes PDU mounting fast and easy
- Available in 5" and 10" widths



Cable Lacing Strip

Available in four rack heights and a 5" width. Cable lacing strips have a combination of M6 holes for cable ring mounting (HK-CR1) while the slots can accept cable ties and T-bars for velcro straps.

Horizontal Cable Manager

HCM Panels have a 2RU panel height (3.50") and feature 10 ga. steel construction. Available in 4" and 7" depths.



Power/Cable Panel

Cable Lacing Strip



MCX Profile



MCW Profile Reducer

Mounting Channels

Mounting channels feature an M6 square-hole pattern and have individually numbered RUs for each rack unit.

MCX Profile Features:

- For standard 19" mounting on 24" overall rack widths (24" width frames require two pairs of MCX mounting channels per frame)

MCW Profile Reducer Features:

- Provides 19" front-mounting space in 29" or 32" overall rack width
- 1RU cutouts with plastic covers

MCW Profile Reducer Finger Channel Features:


- Provides 19" front-mounting space in 29" or 32" overall rack width
- 1RU or 2RU wire finger managers provide cable management support to individual RUs in rack
- Metal fingers have a depth of 7.25" to accommodate larger cable bundles with a usable depth of 6"
- 1RU cutouts with plastic covers
- Brush to cover cutout can be ordered separately



MCW Profile Reducer 1RU Finger Channels



MCW Profile Reducer 2RU Finger Channels



1RU Finger Mounting Channel



2RU Finger Mounting Channel

1RU & 2RU Finger Channel Kit

Finger mounting channels feature metal fingers that are 7.25" with a usable depth of 6" in 1RU and 2RU designs for cable-routing requirements. 1RU finger channels have a full 1.75" from finger center to finger center as the 2RU finger channel's center-to-center open spacing is 3.50" for larger cabling requirements.



Mounting Channel
with Internal Cable
Raceway Door



Brush Strip Kit

Internal Cable Raceway Door

The Internal Cable Raceway Door conceals and protects cables inside the finger raceway.

Brush Strip Kit

Brush Strip Kit for 1RU cutout mounting channels.
Note: Contains one 1U brush strip only.



Light Duty Caster
CA-C175



Heavy Duty Caster
CA-C1200

Casters

Casters are available in two options. Heavy duty casters are used when moving a fully integrated rack and light duty casters are used when moving empty racks into position.

- Light duty -175 lbs. load rating
 - adds 1" to overall frame height
- Heavy duty -1,200 lbs. load rating
 - adds 1.75" to overall frame height



M6
HKM6-25



Dzus M6
HKDZ-25

Hardware Kits

Each rack ships with 50 ea. HK M6 inserts and screws to make mounting hardware/components easy to install.

Square Hole Mounting Hardware Kits

HKM6-25 or -50 M6 hardware for equipment mounting.

Includes 25 or 50 M6 mounted screws.

HKDZ-25- (25) M6 Metric Dzus easy inserts and M6 clear chromate screws.



Joining Kit
HK-R-TN

Frame-Joining Hardware

HK-R-TN- Frame-joining kit (8 pieces)