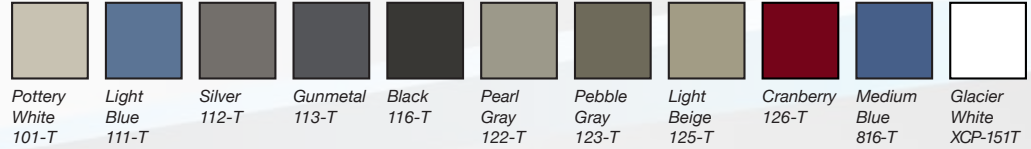


FX Frame



- Frames feature a fully welded design that support the following specifications:
 - Static load rating of 3,500 lbs.
 - MIL STD 901D Shock
 - MIL STD 810E Vibration
 - EIA 310D
- Mounting channels and leg levelers are included with each frame
- Ten year Warranty



Note: AMCO Enclosures offers standard color choices (up to 2 per console) for no extra charge. Custom colors are available and quoted upon request.

Also available and quoted on request, 18" and 22" frame depths, 30" panel opening widths. If mounting FX frames to floor, reverse caster bracket modification is available and quoted on request.

19" Width Frames

RU Height	Overall Height	Panel Width	25.5" Depth	30" Depth	36" Depth
45	87.56"	19"	FX78-19-25	FX78-19-30	FX78-19-36
40	78.06"	19"	FX70-19-25	FX70-19-30	FX70-19-36
35	69.81"	19"	FX61-19-25	FX61-19-30	FX61-19-36
30	61.06"	19"	FX52-19-25	FX52-19-30	FX52-19-36
24	50.56"	19"	FX42-19-25	FX42-19-30	FX42-19-36
18	40.06"	19"	FX31-19-25	FX31-19-30	FX31-19-36
12	29.56"	19"	FX21-19-25	FX21-19-30	FX21-19-36

Note: For 24" panel opening width, change 19 to 24 in part number. (i.e. FX21-19-25 becomes FX21-24-25) and add 5.00" to 19" panel width dim.



Frame Joining Note

AMCO FX Enclosures can be joined together with simple hardware (included) to form multi-bay consoles.

H448-8 - 1/4 - 20 X 1/2" Hex-head flanged bolt.
H17-25 - 1/4 - 20 Hex Nut w/ext. Tooth lock-washer



Solid Side Panel

Material: 18 ga. CRS
Solid Steel

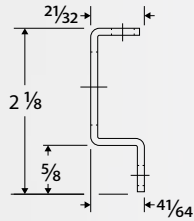


Louvered Side Panel

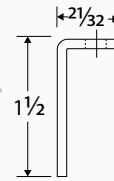
Material: 18 ga. CRS
Louvered Steel

FX Frame

MX

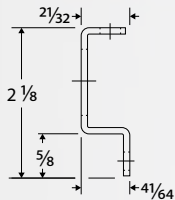



MXL

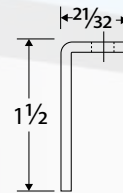


MX and MXL channels provide standard mounting options in plated 14 ga. CRS channels. The MX channel provides dual mounting flanges for a panel mounting surface (front) and an equipment support (side) mounting surface. Both the MX and MXL can be used with any standard FX Series frame and are available with standard EIA hole punching for clip nuts with either 12-24 or 10-32 thread.

MXT

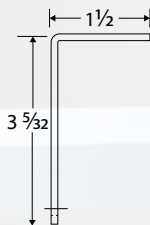


MXLT

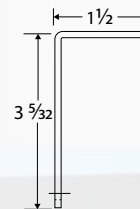


The 11 ga. MXT and MXLT channels are the same as MX and MXL, except they are drilled and tapped 10-32 on the panel-mounting flange.

MXW



MXWT



MXW and MXWT channels provide for the mounting of 19" equipment in a 24" panel width FX frame.



Doors

FX doors are available in both 19" and 24" panel widths in solid, louvered and Plexiglas (polycarbonate) models and in the same heights as their corresponding frames. They feature easy lift-off hinges for door removal and access to equipment.

- Available in Solid, Louvered and Plexiglas (polycarbonate) models. (Plexiglas doors feature a smoked finish)
- Doors can be selected as flush or face mount
- All doors feature a brushed aluminum handle with keyed lock

Available in your choice of 11 standard colors.



Flush Mount

Flush mount doors mount flush to the exterior of the frame.



Face Mount

Face mount doors mount to the rack's exterior surface.



Louvered, Solid, and Perforated Top Panels

Top Panels

Top panels are available in solid, louvered and perforated steel and provide an additional level of security while bolting directly to the top of the frame. Louvered and perforated model top panels promote passive heat dissipation.

Available in your choice of 11 standard colors.



BTA10 Fan

Top panel with BTA10 fan includes 1ea. BTA10 fan with 540 CFM per fan, 6' power cord and external finger guard.

Available in your choice of 11 standard colors.