

Assembly Instructions for Back Panel with Fingers

Model number

VCTF-51U-1-6	VCTF-51U-1-8	VCTF-51U-1-10	VCTF-51U-1-12
VCTF-47U-1-6	VCTF-47U-1-8	VCTF-47U-1-10	VCTF-47U-1-12
VCTF-44U-1-6	VCTF-44U-1-8	VCTF-44U-1-10	VCTF-44U-1-12
VCTF-42U-1-6	VCTF-42U-1-8	VCTF-42U-1-10	VCTF-42U-1-12
VCTF-24U-1-6	VCTF-24U-1-8	VCTF-24U-1-10	VCTF-24U-1-12

VCTF-51U-2-6	VCTF-51U-2-8	VCTF-51U-2-10	VCTF-51U-2-12
VCTF-47U-2-6	VCTF-47U-2-8	VCTF-47U-2-10	VCTF-47U-2-12
VCTF-44U-2-6	VCTF-44U-2-8	VCTF-44U-2-10	VCTF-44U-2-12
VCTF-42U-2-6	VCTF-42U-2-8	VCTF-42U-2-10	VCTF-42U-2-12
VCTF-24U-2-6	VCTF-24U-2-8	VCTF-24U-2-10	VCTF-24U-2-12

Hardware

Qty. (12), 1/4-20 x 1/2" Pan Head Phillips Screw

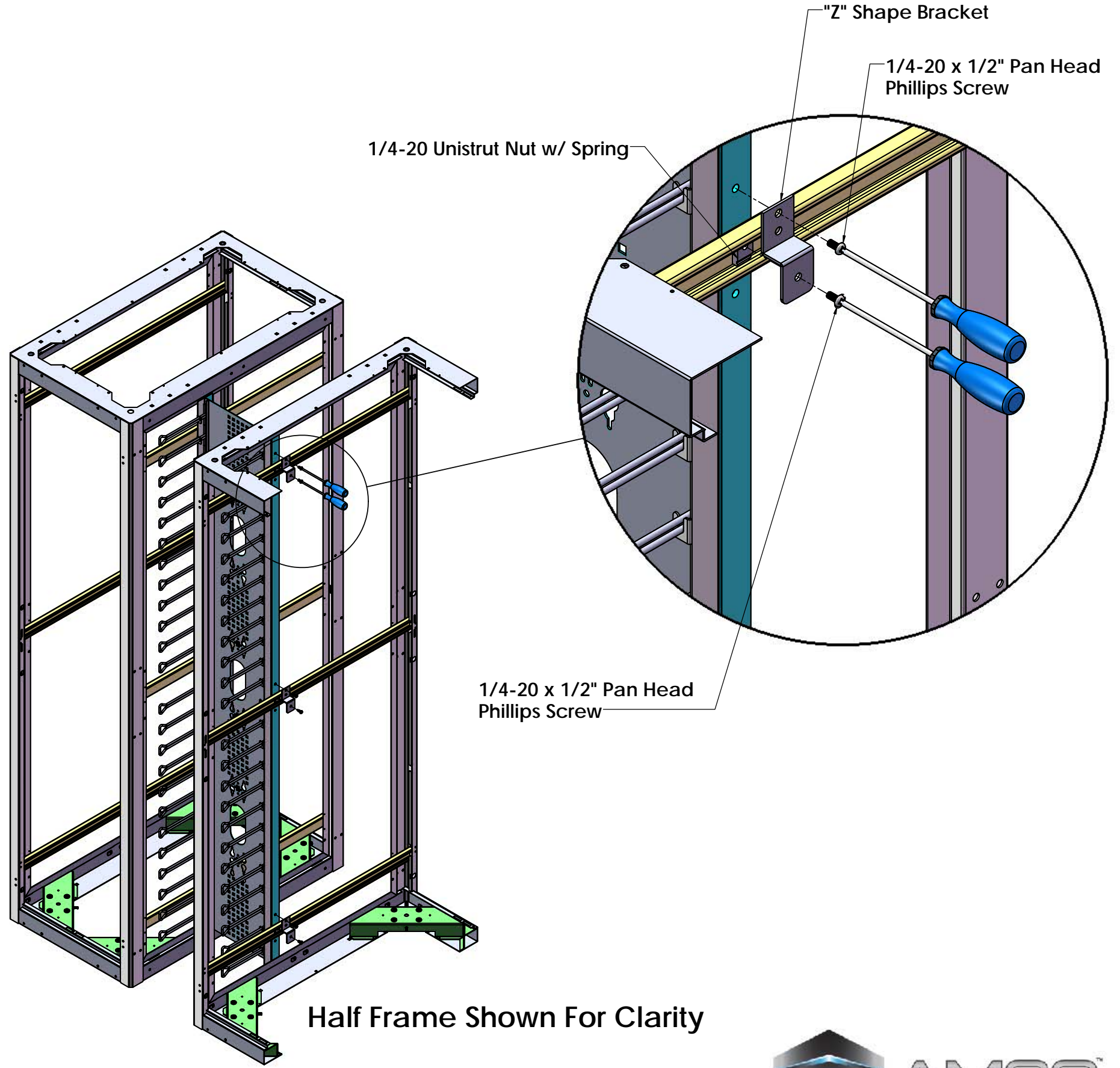

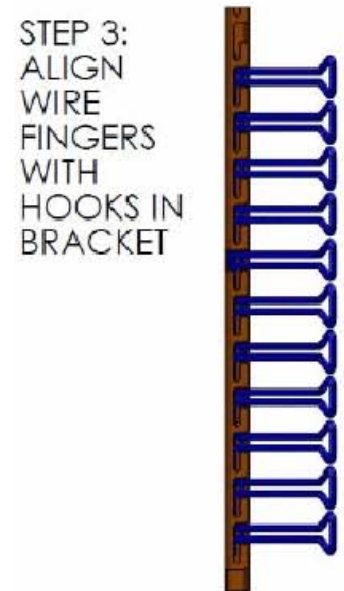
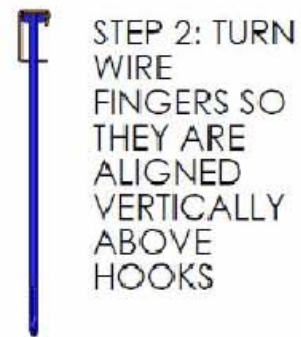
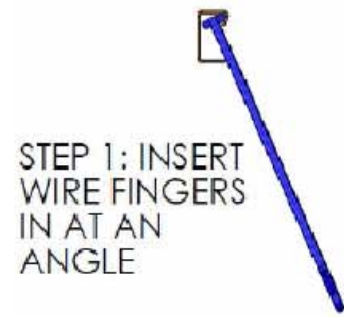
Qty. (6), 1/4-20 Unistrut Nut w/ Spring

Qty. (6), "Z" Shape bracket

Tools

Screwdriver (Phillips)

Fingers Assembly Instructions:



Half Frame Shown For Clarity

