

TN SERIES

RACKS



Designed and manufactured in the USA.



About Us

TN Series

Innovative Manufacturing Solutions

AMCO Enclosures has been a leader in the development of rack systems for more than six decades. Our innovations have become the standard for housing electronics and data systems over that time and are trusted by companies and institutions providing services that touch virtually every aspect of your daily life. The world relies on us to provide protection for the equipment that tracks satellites, moves trillions of dollars every day, keeps track of vital health information and processes data about distant planets. From military installations to banks and hospitals, AMCO Enclosures provides stability and security for the information your world runs on.

Now AMCO introduces its TN Series, which brings to your business the quality and precision the world's

technological leaders have depended on for decades. The TN Series is our most advanced line of rack systems yet, providing customization and quality that is second to none in securing your electronic components.

These products were designed with a mind toward the future of electronic packaging, providing high quality, cost-sensitive rack solutions for the industry's most demanding electronic packaging requirements. We gathered a group of rack consultants, contractors and systems integrators, and used their input and expertise to develop our TN Series. The result is a line of racks that combines modern, streamlined design with an ease of use and flexibility that covers any commercial electronic packaging requirement.





Our ETN, BTN and PTN models have approved load ratings of 12,250 lbs. in a variety of sizes and a new line of accessories that expand your design capabilities. Our online rack configurator lets you quickly design your unit and obtain drawings and billing information, resulting in faster product delivery.

Trust your electronic components with the same award-winning design and manufacturing excellence the world's largest financial, insurance, aviation and defense organizations have enjoyed since 1943.



AMCO Enclosures is
ISO9001 Certified



Configure Online



CONFIGURATOR

User Login

Type your User ID and Password and press Login...

User ID

Password

Login Register Forgot your User ID or Password?

Terms of Use | Privacy Policy
Copyright © 2008-2011, Configure On, Inc. The Integrated Product Configurator Company. All Rights Reserved.
Web: 800.333.8354 Email: info@configureon.com

powered by Configure On

AMCO's Online Configurator

Use our online configurator to build your own rack, select a pre-configured rack and customize with accessories. You'll receive:

- 1 part number
- Drawing of all accessories shown as mounted in your rack
- 3D model to explore design.
- Complete bill of material with part numbers, descriptions, quantities and shipping weights.
- Accessory order configuration.





Overview

View our 12 standard color choices for our racks on page

13



PTN

The PTN is the optimal rack for larger cabling requirements and features open sides for easy access to your electronic equipment. This fully welded rack incorporates wider main channels and a heavy duty caster base as part of the rack's robust design. Two removable rear plates are incorporated into the rack at the top and base for electrical wiring. The PTN has been tested to a static load rating of 12,250 lbs., ensuring the security of your electronic components. Two pairs of fully adjustable mounting channels are included and feature marked RU heights for fast and easy equipment installation. A full line of accessories makes this a flexible racking system. Four 1,000 lb. leg levelers and mounting hardware are included with each rack.



BTN

The BTN features open sides for easy access to your electronic equipment. This fully welded rack incorporates a heavy duty caster base for stability and mobility, and two removable rear plates at the top and base for electrical wiring. BTN has been tested to a static load rating of 12,250 lbs., ensuring the security of your electronic components. Two pairs of fully adjustable mounting channels, featuring marked RU heights, make equipment installation quick and easy. BTN racks are available in four different heights and depths. A full line of accessories provides expanded racking capabilities. Four 1,000 lb. leg levelers and mounting hardware are included with each rack.



ETN

The ETN is a fully welded rack that incorporates non-removable solid side panels and a heavy duty caster base as part of its robust design. Two removable rear plates are incorporated into the rack, top and base for electrical wiring. The ETN's 12,250 lbs. static load rating ensures the safety and security of your electronic components. ETN includes two pairs of fully adjustable mounting channels with marked RU heights, allowing fast, easy equipment installation. ETN racks are available in six different heights and two depths. A full line of accessories helps keep your equipment organized. Four 1,000 lb. leg levelers and mounting hardware are included with each rack.



Rack Accessories

AMCO offers a full line of accessories for its TN Series of racks, including top and side panels, front and rear doors, and internal accessories such as shelves, drawers, power strips and fan panels. AMCO accessories expand the capabilities of your rack system with simple, standardized solutions. Our online rack configurator helps you craft the perfect design for your system.




PTN Racks



PTN

PTN racks have a load rating of 12,250 lbs. and feature wider main channels for larger cable bundles, increasing the overall rack width to 24". This rack features fully welded construction with rack depths of 27.5" and 32.5", and available RU heights of 24RU, 37RU, 40RU and 44RU. They can be easily joined together or used as standalone racks. PTN racks include two pairs of fully adjustable mounting channels featuring individually numbered RUs. PTN features two knockout plates in the back of the rack, two ground studs in the caster base, four 1,000 lb. leg levelers and mounting hardware. PTN racks are available in any of our 11 standard colors and custom colors are available upon request.



PTN

RU Height	Overall Height	27.5" Depth (24.5" usable depth)	32.5" Depth (29.5" usable depth)
44RU (77")	82.75"	R-PTN-44U24-275	R-PTN-44U24-325
40RU (70")	75.75"	R-PTN-40U24-275	R-PTN-40U24-325
37RU (64.75")	70.5"	R-PTN-37U24-275	R-PTN-37U24-325
24RU (42")	44.75"	R-PTN-24U24-275	R-PTN-24U24-325

Note: Part numbers listed include two pairs of #10-32 Tapped mounting channels. For M6 square hole mounting channels, add "-S" at end of part number. Fine floor casters add 1.25" to overall height. Heavy-duty casters add 2" to overall height. Leg levelers add 5/8" to overall height.



PTN Accessories



**Doors: Face Mount
Flat Solid**

44RU	DK-AFS-44U22
40RU	DK-AFS-40U22
37RU	DK-AFS-37U22
24RU	DK-AFS-24U22



**Doors: Face Mount
Flat Screen**

44RU	DK-AFZ-44U22
40RU	DK-AFZ-40U22
37RU	DK-AFZ-37U22
24RU	DK-AFZ-24U22



**Doors: Face Mount
Flat Polycarbonate**

44RU	DK-AFP-44U22
40RU	DK-AFP-40U22
37RU	DK-AFP-37U22
24RU	DK-AFP-24U22



**Doors: Flush Mount
Flat Slotted Vents**

44RU	DK-BFV-44U22
40RU	DK-BFV-40U22
37RU	DK-BFV-37U22
24RU	DK-BFV-24U22



**Doors: Flush Mount
Flat Solid**

44RU	DK-BFS-44U22
40RU	DK-BFS-40U22
37RU	DK-BFS-37U22
24RU	DK-BFS-24U22



Side Panels: Vented with Lock

27.5" Depth

32.5" Depth

44RU	SPK-AFV-44U-275	SPK-AFV-44U-325
40RU	SPK-AFV-40U-275	SPK-AFV-40U-325
37RU	SPK-AFV-37U-275	SPK-AFV-37U-325
24RU	SPK-AFV-24U-275	SPK-AFV-24U-325



**Mounting Channels
#10-32 Tapped**

44RU	MCL-PTN-T-44RU
40RU	MCL-PTN-T-40RU
37RU	MCL-PTN-T-37RU
24RU	MCL-PTN-T-24RU

M6 Square Hole

44RU	MCL-PTN-S-44RU
40RU	MCL-PTN-S-40RU
37RU	MCL-PTN-S-37RU
24RU	MCL-PTN-S-24RU

Note: Mounting channels are sold in pairs. All doors have a keyed lock handle and are reversible to be left or right handed.

Top Panels




Depth	Fan BTA10	# of Fans	Fan Dia.	CFM	dB/fan
27.5"	TP-AFJ-24-275	1	10"	665	52
32.5"	TP-AFJ-24-325	1	10"	665	52
Depth	Fan BTA4	# of Fans	Fan Dia.	CFM	dB/fan
27.5"	TP-AFG-24-275	4	4"	400	28
32.5"	TP-AFG-24-325	4	4"	400	28
Depth	Fan BTA6	# of Fans	Fan Dia.	CFM	dB/fan
27.5"	TP-AFH-24-275	2	6"	520	55
32.5"	TP-AFH-24-325	2	6"	520	55

*Top panels with fans have 6' power cord.



Depth	Solid
27.5"	TP-AFS-24-275
32.5"	TP-AFS-24-325



Depth	Slotted Vent
27.5"	TP-AFV-24-275
32.5"	TP-AFV-24-325

Top panels feature four cable egress ports (1.5" W x 5" L) in the top of the panel (two front and two rear) for cable entry/exit. Top Panels with fans are 115v.



BTN Racks



BTN

BTN racks feature fully welded construction with a load rating of 12,250 lbs. This rack is 22" wide and is available in rack depths of 26.5", 31.5", 36" and 42" with RU height options of 24RU, 37RU, 40RU and 44RU. They can be easily joined together or used as standalone racks. BTN racks include two pairs of fully adjustable mounting channels featuring individually numbered RUs. BTN features two knockout plates in the back of the rack, two ground studs in the caster base, four 1,000 lb. leg levelers and mounting hardware. BTN racks are available in any of our 11 standard colors and custom colors are available upon request.




BTN

RU Height	Overall Height	26.5" Depth (23.5" usable depth)	31.5" Depth (28.5" usable depth)	36" Depth (33" usable depth)	42" Depth (39" usable depth)
44RU (77")	82.75"	R-BTN-44U22-265	R-BTN-44U22-315	R-BTN-44U22-36	R-BTN-44U22-42
40RU (70")	75.75"	R-BTN-40U22-265	R-BTN-40U22-315	R-BTN-40U22-36	R-BTN-40U22-42
37RU (64.75")	70.5"	R-BTN-37U22-265	R-BTN-37U22-315	R-BTN-37U22-36	R-BTN-37U22-42
24RU (42")	44.75"	R-BTN-24U22-265	R-BTN-24U22-315	R-BTN-24U22-36	R-BTN-24U22-42

Note: Part numbers listed include two pairs of #10-32 Tapped Mounting Channels. For M6 Square Hole Mounting Channels, add "-S" at end of part number. Fine floor casters add 1.25" to overall height. Heavy-duty casters add 2" to overall height. Leg levelers add 5/8" to overall height.



BTN Accessories



Doors: Face Mount Flat Solid	
44RU	DK-AFS-44U22
40RU	DK-AFS-40U22
37RU	DK-AFS-37U22
24RU	DK-AFS-24U22

Doors: Face Mount Flat Screen	
44RU	DK-AFZ-44U22
40RU	DK-AFZ-40U22
37RU	DK-AFZ-37U22
24RU	DK-AFZ-24U22

Doors: Face Mount Flat Polycarbonate	
44RU	DK-AFP-44U22
40RU	DK-AFP-40U22
37RU	DK-AFP-37U22
24RU	DK-AFP-24U22

Doors: Flush Mount Flat Slotted Vents	
44RU	DK-BFV-44U22
40RU	DK-BFV-40U22
37RU	DK-BFV-37U22
24RU	DK-BFV-24U22

Doors: Flush Mount Flat Solid	
44RU	DK-BFS-44U22
40RU	DK-BFS-40U22
37RU	DK-BFS-37U22
24RU	DK-BFS-24U22



Side Panels: Vented with Lock			
26.5" Depth		31.5" Depth	
44RU	SPK-AFV-44U-265	44RU	SPK-AFV-44U-315
40RU	SPK-AFV-40U-265	40RU	SPK-AFV-40U-315
37RU	SPK-AFV-37U-265	37RU	SPK-AFV-37U-315
24RU	SPK-AFV-24U-265	24RU	SPK-AFV-24U-315
36" Depth		42" Depth	
44RU	SPK-AFV-44U-36	44RU	SPK-AFV-44U-42
40RU	SPK-AFV-40U-36	40RU	SPK-AFV-40U-42
37RU	SPK-AFV-37U-36	37RU	SPK-AFV-37U-42
24RU	SPK-AFV-24U-36	24RU	SPK-AFV-24U-42



Mounting Channels #10-32 Tapped	
44RU	MCL-T-44RU
40RU	MCL-T-40RU
37RU	MCL-T-37RU
24RU	MCL-T-24RU
M6 Square Hole	
44RU	MCL-S-44RU
40RU	MCL-S-40RU
37RU	MCL-S-37RU
24RU	MCL-S-24RU

Note: Mounting Channels are sold in pairs. All Doors have a keyed lock handle and are reversible to be left or right handed.

Top Panels




Depth	Fan BTA10	# of Fans	Fan Dia.	CFM	dB/fan
26.5"	TP-AFJ-22-265	1	10"	665	52
31.5"	TP-AFJ-22-315	1	10"	665	52
36"	TP-AFJ-22-36	1	10"	665	52
42"	TP-AFJ-22-42	1	10"	665	52
Depth	Fan BTA4	# of Fans	Fan Dia.	CFM	dB/fan
26.5"	TP-AFG-22-265	4	4"	400	28
31.5"	TP-AFG-22-315	4	4"	400	28
36"	TP-AFG-22-36	4	4"	400	28
42"	TP-AFG-22-42	4	4"	400	28
Depth	Fan BTA6	# of Fans	Fan Dia.	CFM	dB/fan
26.5"	TP-AFH-22-265	2	6"	520	55
31.5"	TP-AFH-22-315	2	6"	520	55
36"	TP-AFH-22-36	2	6"	520	55
42"	TP-AFH-22-42	2	6"	520	55

*Top panels with fans have 6' power cord.



Depth	Solid
26.5"	TP-AFS-22-265
31.5"	TP-AFS-22-315
36"	TP-AFS-22-36
42"	TP-AFS-22-42



Depth	Slotted Vent
26.5"	TP-AFV-22-265
31.5"	TP-AFV-22-315
36"	TP-AFV-22-36
42"	TP-AFV-22-42

Top Panels feature four cable egress ports (1.5" W x 5" L) in the top of the panel (two front and two rear) for cable entry/exit. Top Panels with fans are 115v.



ETN Racks



ETN

ETN racks feature fully welded construction with a load rating of 12,250 lbs. The ETN rack is 22" wide and is available in depths of 20" and 25", with RU height options of 18RU, 21RU, 27RU, 35RU, 40RU and 44RU. ETN Series racks can be easily joined together or used as standalone racks. The vented side panels are non-removable and built into each frame as a standard feature. ETN racks include two pairs of fully adjustable mounting channels featuring individually numbered RUs. ETN features two knockout plates in the back of the rack, two ground studs in the caster base, four 1,000 lb. leg levelers and mounting hardware. ETN racks are available in any of our 11 standard colors and custom colors are available upon request.



ETN

RU Height	Overall Height	20" Depth (17" usable depth)	25" Depth (22" usable depth)
44RU (77")	82.75"	R-ETN-44U22-20	R-ETN-44U22-25
40RU (70")	75.75"	R-ETN-40U22-20	R-ETN-40U22-25
35RU (61.25")	67"	R-ETN-35U22-20	R-ETN-35U22-25
27RU (47.25")	53"	R-ETN-27U22-20	R-ETN-27U22-25
21RU (36.75")	42.5"	R-ETN-21U22-20	R-ETN-21U22-25
18RU (31.5")	37.25"	R-ETN-18U22-20	R-ETN-18U22-25

Note: Part numbers listed include two pairs of #10-32 Tapped mounting channels. For M6 square hole mounting channels, add "-S" at end of part number. Fine floor casters add 1.25" to overall height. Heavy-duty casters add 2" to overall height. Leg levelers add 5/8" to overall height.



ETN Accessories



Doors: Face Mount Flat Solid

44RU	DK-AFS-44U22
40RU	DK-AFS-40U22
35RU	DK-AFS-35U22
27RU	DK-AFS-27U22
21RU	DK-AFS-21U22
18RU	DK-AFS-18U22

Doors: Face Mount Flat Screen

44RU	DK-AFZ-44U22
40RU	DK-AFZ-40U22
35RU	DK-AFZ-35U22
27RU	DK-AFZ-27U22
21RU	DK-AFZ-21U22
18RU	DK-AFZ-18U22

Doors: Face Mount Flat Polycarbonate

44RU	DK-AFP-44U22
40RU	DK-AFP-40U22
35RU	DK-AFP-35U22
27RU	DK-AFP-27U22
21RU	DK-AFP-21U22
18RU	DK-AFP-18U22

Doors: Flush Mount Flat Slotted Vents

44RU	DK-BFV-44U22
40RU	DK-BFV-40U22
35RU	DK-BFV-35U22
27RU	DK-BFV-27U22
21RU	DK-BFV-21U22
18RU	DK-BFV-18U22

Doors: Flush Mount Flat Solid

44RU	DK-BFS-44U22
40RU	DK-BFS-40U22
35RU	DK-BFS-35U22
27RU	DK-BFS-27U22
21RU	DK-BFS-21U22
18RU	DK-BFS-18U22



Mounting Channels

#10-32 Tapped

44RU	MCL-T-44RU
40RU	MCL-T-40RU
35RU	MCL-T-35RU
27RU	MCL-T-27RU
21RU	MCL-T-21RU
18RU	MCL-T-18RU

M6 Square Hole

MCL-S-44RU
MCL-S-40RU
MCL-S-35RU
MCL-S-27RU
MCL-S-21RU
MCL-S-18RU

Note: Mounting channels are sold in pairs.
All doors have a keyed lock handle and are reversible to be left or right handed.

Top Panels




Depth	Fan BTA10	# of Fans	Fan Dia.	CFM	dB/fan
20"	TP-AFJ-22-20	1	10"	665	52
25"	TP-AFJ-22-25	1	10"	665	52
Depth	Fan BTA4	# of Fans	Fan Dia.	CFM	dB/fan
20"	TP-AFG-22-20	4	4"	400	28
25"	TP-AFG-22-25	4	4"	400	28
Depth	Fan BTA6	# of Fans	Fan Dia.	CFM	dB/fan
20"	TP-AFH-22-20	2	6"	520	55
25"	TP-AFH-22-25	2	6"	520	55

*Top panels with fans have 6' power cord.



Depth	Solid
20"	TP-AFS-22-20
25"	TP-AFS-22-25



Depth	Slotted Vent
20"	TP-AFV-22-20
25"	TP-AFV-22-25

Top panels feature four cable egress ports (1.5" W x 5" L) in the top of the panel (two front and two rear) for cable entry/exit. Top panels with fans are 115v.



Rack Accessories



Drawers Solid	
2RU	UA-DR2
3RU	UA-DR3
4RU	UA-DR4



Drawers Solid with Lock	
2RU	UA-DR2-LK
3RU	UA-DR3-LK
4RU	UA-DR4-LK

Drawers

Installer's Choice drawers install easily to provide storage for extra cables, remote controls or media. The lock box installs easily to provide secure, key-accessible storage for your valuable AV accessories.



Lock Box	
3RU	UA-DR3-LK-FH
4RU	UA-DR4-LK-FH



Shelves Retractable	
2RU	UA-SHR2
3RU	UA-SHR3



Shelves Solid Front Face	
1RU	UA-SHS1
2RU	UA-SHS2

Shelves

Our light duty shelves are capable of supporting components up to 50 lbs., with the exception of the 1RU shelf that holds 15 lbs. They are designed with vents to keep equipment cool. Hold-down brackets can be ordered separately for previously purchased shelves. Vented shelves with hold-down brackets hold components safely in place.




Shelves Vented	
1RU	UA-SH1
2RU	UA-SH2
3RU	UA-SH3
4RU	UA-SH4
5RU	UA-SH5




Shelves Vented with Hold-Down Bracket	
1RU	UA-SH1-KB
2RU	UA-SH2-KB
3RU	UA-SH3-KB
4RU	UA-SH4-KB
5RU	UA-SH5-KB

Our heavy duty shelves are adjustable from 17" to 40".



**Heavy Duty Shelf
Solid**
SHAS-1U24



**Heavy Duty Shelf
Vented**
SHAV-1U24



Rack Accessories



Blanking Panels

Solid Blanking Panels	
1RU	UA-BPS1
2RU	UA-BPS2
3RU	UA-BPS3
4RU	UA-BPS4
5RU	UA-BPS5

Vented Blanking Panels	
1RU	UA-BPHS1
2RU	UA-BPHS2
3RU	UA-BPHS3
4RU	UA-BPHS4
5RU	UA-BPHS5

Solid blanking panels serve both form and function, filling out empty rack space and directing air where needed. Vented blanking panels allow heat produced by components to dissipate while covering any blank space between components.



Formed Blanking Panels	
1U	FBP1
2U	FBP2
3U	FBP3
4U	FBP4
5U	FBP5
6U	FBP6

Formed Blanking Panel Kits	
1U Kit 12 pcs	FBP1-K12
2U Kit 12 pcs	FBP2-K12
3U Kit 6 pcs	FBP3-K6
4U Kit 6 pcs	FBP4-K6



Adjustable Chassis Guides

Chassis guides have a 2" H x 2" W profile and are fully adjustable from 20" through 42". The flanges support component-mounted hardware in a minimal profile. Chassis guides support up to 125 lbs.

CHGA-2030 (20" to 30" Depths)
CHGA-3142 (31" to 42" Depths)

Rack Color Options

Factory White 101-T	Light Blue 111-T	Silver 112-T	Gunmetal 113-T	Black 115-T	Pearl Gray 122-T	Pebble Gray 123-T	Light Beige 125-T	Cranberry 126-T	Medium Blue 127-T	Gloss White 128-T

Note: AMCO offers additional color choices (up to 2 per console) for no extra charge. Custom colors are available and quoted upon request.



Rack Accessories



1RU Fan Stack

Ultra-Quiet Fans with Front Exhaust

Fan stack units provide active cooling for your electronic components within the rack. These units install as easily as a shelf and have a five-foot power cord. Fans turn on from 83°- 85° keeping components cool.

	CFM (total)	DB	Voltage	# of Fans	Fan Dia.	Depth
UA-FS1-S8	120	27	115	2	4.75"	8"
UA-FS1-S14	120	27	115	2	4.75"	14"



Fan Panel

Ultra-Quiet Fans

Fan panels provide active cooling for your electronic components within the rack. These units install as easily as a blanking panel and have a five-foot power cord. Fans turn on from 83°- 85° keeping components cool.

	CFM (total)	DB	Voltage	# of Fans	Fan Dia.	Rack Height
UA-QF2-2	50	28	115	2	3"	2RU
UA-QF2-4	100	28	115	4	3"	2RU
UA-QF3-2	120	27	115	2	4.75"	3RU



Digital Display Fan Panel

Ultra-Quiet Fans With Display

Fan panels with a digital display allow you to set the sensor to a specific temperature range of 58° to a programmable max and have a six-foot power cord. This ensures that your electronic components will operate at peak performance.

	CFM (total)	DB	Voltage	# of Fans	Fan Dia.	Rack Height
UA-QFD2-2	50	28	115	2	3"	2RU
UA-QFD2-4	100	28	115	4	3"	2RU
UA-QFD3-2	120	27	115	2	4.75"	3RU

Power Strips

Power cords are 10 feet long.



VPDU (vertical 48" long)

HPDU (horizontal 17" long)

Circuits	NEMA Outlet Type	NEMA Plug Type	Voltage	Number of Outlets
(1) 15 amp	5-15r	5-15A	115	12
(1) 15 amp	5-15r	5-15A	115	6



Rack Accessories




Round Lacing Bar
UA-LBR2



Lacing Bar Straight Style
UA-LB3



Lacing Bar "C" Style
UA-LB2
UA-LB4
UA-LB6



Vertical Cable Lacing Strip 5" Wide
CLS-44U-5
CLS-40U-5
CLS-37U-5
CLS-35U-5
CLS-27U-5
CLS-24U-5
CLS-21U-5
CLS-18U-5



Adjustable Lacing Strip
1RU
UA-LBA-1421 (14" - 21" depth)
UA-LBA-2537 (25" -37" depth)
2RU
UA-LBA-1421-2U (14" - 21" depth)
UA-LBA-2537-2U (25" -37" depth)



Joining Kit
UA130



Hardware Kit
T441



Hardware Kit
HK500



Fine Floor Caster
CA-C125



Cable Ring Kit
HK-CR1



Hardware Kit
HK1032-25



Hardware Kit
HKDZ-25



Heavy Duty Caster
CA-C660

Lacing Bars

Lacing bars are available in packs of five.

Lacing Strips

Vertical cable lacing strips provide mounting support for PDUs and cabling. Horizontal cable lacing strips provide cable management of the side or rear of the frame. Cable lacing strips have a combination of M6 holes for cable ring mounting (HK-CR1) or equipment tie-down, while the slots can accept cable ties, fasteners, etc. Lacing strips are sold individually.

Cable Ring Kit

Cable rings easily mount to M6 holes in power/cable panels or cable lacing strips and provide an immediate tie-down point for cabling.

Joining Kit

Join racks together using simple #1/4-20 hex and lock nut hardware.

Hardware Kits

Additional mounting hardware is available for equipment mounting.

10-32 Tapped Hole Mounting Hardware Kits

T441*- (25) 10-32 X 1/2 black phillips pan head screw w/washer
HK500*- (500) 10-32 x 1/2 black phillips pan head w/washer

Square Hole Mounting Hardware Kits

HK-1032-25- (25) 10-32 nut retainer (25) 10-32 X 1/2 black phillips pan head screw w/ washer
HKDZ-25- (25) M6 Metric Dzus easy inserts and M6 clear chromate screws

*Note: *Also available with SnapRax.*

*Note: 50 pcs kit available for HKDZ-25 and HK1032-25. Replace 25 with 50 in part number.
(i.e., HK1032-25 becomes HK1032-50)*

Casters

Fine floor casters have a load rating of 120 lbs. each and add 1.25" to overall height. Heavy-duty casters have a load rating of 600 lbs. each and add 2" to overall height.

Warranty and Policies

A. Choice of Method of Shipment

Unless otherwise specified, AMCO Enclosures frames are shipped as individual modules per ISTA packaging certification with single width components assembled on the frame. Console arrangements may also be crated for shipment. Crating charges will be quoted for each such order, as console arrangements vary.

B. Design Changes

To allow continued progress, improvement, and adaptability in an advancing industry, AMCO Enclosures reserves the right to make product changes as deemed necessary.

C. Price Discounts

Purchase orders cannot be combined for discount advantages.

D. Proprietary Rights

The catalog and drawings contain information deemed proprietary to AMCO Enclosures and are to be used only for the purposes for which they are submitted and, further, shall not be copied in whole or in part without the prior written consent of AMCO Enclosures.

E. Cancellation & Return

Cancellation and return charges begin at 40% with a minimum of \$50.00, depending on the nature of the order and the extent to which it has been processed. All returns have a 30-day, upon receipt, time limit. Returns must be freight prepaid and not made without the prior written approval of AMCO Enclosures.

F. Terms

All quotations, order confirmations, published prices, and discounts based on delivery F.O.B. AMCO Enclosures, 1 Innovation Drive, Des Plaines, IL freight collect. Invoice payment terms-net 30 days.

G. Sales Representation

Experienced factory sales representatives in all principle cities of the U.S.A., Canada and Mexico. Ask for sales representative listing. AMCO Enclosures equipment is thoroughly inspected prior to shipment. No returns of damaged equipment will be accepted without prior written approval of AMCO Enclosures.

Limited Warranty

AMCO Enclosures will repair or replace enclosures, accessories, and components manufactured by AMCO Enclosures that are proven to be defective in material or factory workmanship under normal use during the Period of this Warranty.

Warranty Period

Ten years from date of purchase. (Non-transferable)

This warranty does not cover:

Failure in whole or part resulting from misuse, alteration, excessive temperature, excessive humidity, corrosive environment, or lack of maintenance.

Any materials or components used or manufactured pursuant to the purchaser's specifications.

Items ordered in error or not required.

Power/Accessories

Warranty as specified by manufacturer.

Warranty Repair

Purchaser shall obtain controlled authorization number before returning any items alleged to be defective to AMCO Enclosures.

Inspection

AMCO Enclosures shall have the right to inspect any and all allegedly defective items on-site at purchaser's convenience.

Disclaimer of Consequential Damages and Limitations of Implied Warranty

AMCO Enclosures disclaims any responsibility for loss of time or use of parts or equipment wherein AMCO Enclosures enclosures, components, or accessories are used, transportation or any other incidental or consequential damage; and any implied Warranties including the implied Warranty of merchantability and fitness for intended use are limited to the duration of this written warranty.

1 Innovation Drive
Des Plaines, IL 60016
847-391-8100
www.amcoenclosures.com



1 Innovation Drive | Des Plaines, IL 60016 | 847-391-8100