



BTN Racks



BTN

BTN racks feature fully welded construction with a load rating of 12,250 lbs. This rack is 22" wide and is available in rack depths of 26.5", 31.5", 36" and 42" with RU height options of 24RU, 37RU, 40RU and 44RU. They can be easily joined together or used as standalone racks. BTN racks include two pairs of fully adjustable mounting channels featuring individually numbered RUs. BTN features two knockout plates in the back of the rack, two ground studs in the caster base, four 1,000 lb. leg levelers and mounting hardware. BTN racks are available in any of our 11 standard colors and custom colors are available upon request.



BTN

| RU Height | Overall Height | 26.5" Depth (23.5" usable depth) | 31.5" Depth (28.5" usable depth) | 36" Depth (33" usable depth) | 42" Depth (39" usable depth) |
|---------------|----------------|-------------------------------------|-------------------------------------|---------------------------------|---------------------------------|
| 44RU (77") | 82.75" | R-BTN-44U22-265 | R-BTN-44U22-315 | R-BTN-44U22-36 | R-BTN-44U22-42 |
| 40RU (70") | 75.75" | R-BTN-40U22-265 | R-BTN-40U22-315 | R-BTN-40U22-36 | R-BTN-40U22-42 |
| 37RU (64.75") | 70.5" | R-BTN-37U22-265 | R-BTN-37U22-315 | R-BTN-37U22-36 | R-BTN-37U22-42 |
| 24RU (42") | 44.75" | R-BTN-24U22-265 | R-BTN-24U22-315 | R-BTN-24U22-36 | R-BTN-24U22-42 |

Note: Part numbers listed include two pairs of #10-32 Tapped Mounting Channels. For M6 Square Hole Mounting Channels, add "-S" at end of part number. Fine floor casters add 1.25" to overall height. Heavy-duty casters add 2" to overall height. Leg levelers add 5/8" to overall height.



BTN Accessories



| Doors: Face Mount Flat Solid | | Doors: Face Mount Flat Screen | | Doors: Face Mount Flat Polycarbonate | | Doors: Flush Mount Flat Slotted Vents | | Doors: Flush Mount Flat Solid | |
|------------------------------|------------------------------|-------------------------------|------------------------------|--------------------------------------|------------------------------|---------------------------------------|------------------------------|-------------------------------|------------------------------|
| 44RU | DK-AFS-44U22 | 44RU | DK-AFZ-44U22 | 44RU | DK-AFP-44U22 | 44RU | DK-BFV-44U22 | 44RU | DK-BFS-44U22 |
| 40RU | DK-AFS-40U22 | 40RU | DK-AFZ-40U22 | 40RU | DK-AFP-40U22 | 40RU | DK-BFV-40U22 | 40RU | DK-BFS-40U22 |
| 37RU | DK-AFS-37U22 | 37RU | DK-AFZ-37U22 | 37RU | DK-AFP-37U22 | 37RU | DK-BFV-37U22 | 37RU | DK-BFS-37U22 |
| 24RU | DK-AFS-24U22 | 24RU | DK-AFZ-24U22 | 24RU | DK-AFP-24U22 | 24RU | DK-BFV-24U22 | 24RU | DK-BFS-24U22 |



| | Side Panels: Vented with Lock | |
|------|---------------------------------|---------------------------------|
| | 26.5" Depth | 31.5" Depth |
| 44RU | SPK-AFV-44U-265 | SPK-AFV-44U-315 |
| 40RU | SPK-AFV-40U-265 | SPK-AFV-40U-315 |
| 37RU | SPK-AFV-37U-265 | SPK-AFV-37U-315 |
| 24RU | SPK-AFV-24U-265 | SPK-AFV-24U-315 |
| | 36" Depth | |
| | 36" Depth | 42" Depth |
| 44RU | SPK-AFV-44U-36 | SPK-AFV-44U-42 |
| 40RU | SPK-AFV-40U-36 | SPK-AFV-40U-42 |
| 37RU | SPK-AFV-37U-36 | SPK-AFV-37U-42 |
| 24RU | SPK-AFV-24U-36 | SPK-AFV-24U-42 |



| Mounting Channels #10-32 Tapped | |
|---------------------------------|----------------------------|
| 44RU | MCL-T-44RU |
| 40RU | MCL-T-40RU |
| 37RU | MCL-T-37RU |
| 24RU | MCL-T-24RU |
| M6 Square Hole | |
| 44RU | MCL-S-44RU |
| 40RU | MCL-S-40RU |
| 37RU | MCL-S-37RU |
| 24RU | MCL-S-24RU |

Note: Mounting Channels are sold in pairs. All Doors have a keyed lock handle and are reversible to be left or right handed.


Top Panels



| Depth | Fan BTA10 | # of Fans | Fan Dia. | CFM | dB/fan |
|-------|-------------------------------|-----------|----------|-----|--------|
| 26.5" | TP-AFJ-22-265 | 1 | 10" | 665 | 52 |
| 31.5" | TP-AFJ-22-315 | 1 | 10" | 665 | 52 |
| 36" | TP-AFJ-22-36 | 1 | 10" | 665 | 52 |
| 42" | TP-AFJ-22-42 | 1 | 10" | 665 | 52 |
| Depth | Fan BTA4 | # of Fans | Fan Dia. | CFM | dB/fan |
| 26.5" | TP-AFG-22-265 | 4 | 4" | 400 | 28 |
| 31.5" | TP-AFG-22-315 | 4 | 4" | 400 | 28 |
| 36" | TP-AFG-22-36 | 4 | 4" | 400 | 28 |
| 42" | TP-AFG-22-42 | 4 | 4" | 400 | 28 |
| Depth | Fan BTA6 | # of Fans | Fan Dia. | CFM | dB/fan |
| 26.5" | TP-AFH-22-265 | 2 | 6" | 520 | 55 |
| 31.5" | TP-AFH-22-315 | 2 | 6" | 520 | 55 |
| 36" | TP-AFH-22-36 | 2 | 6" | 520 | 55 |
| 42" | TP-AFH-22-42 | 2 | 6" | 520 | 55 |



| Depth | Solid |
|-------|-------------------------------|
| 26.5" | TP-AFS-22-265 |
| 31.5" | TP-AFS-22-315 |
| 36" | TP-AFS-22-36 |
| 42" | TP-AFS-22-42 |



| Depth | Slotted Vent |
|-------|-------------------------------|
| 26.5" | TP-AFV-22-265 |
| 31.5" | TP-AFV-22-315 |
| 36" | TP-AFV-22-36 |
| 42" | TP-AFV-22-42 |

Top Panels feature four cable egress ports (1.5" W x 5" L) in the top of the panel (two front and two rear) for cable entry/exit. Top Panels with fans are 115v.

*Top panels with fans have 6' power cord.



Rack Accessories



Drawers

Installer's Choice drawers install easily to provide storage for extra cables, remote controls or media. The lock box installs easily to provide secure, key-accessible storage for your valuable AV accessories.

| Drawers Solid | |
|--------------------------|--------|
| 2RU | UA-DR2 |
| 3RU | UA-DR3 |
| 4RU | UA-DR4 |

| Drawers Solid with Lock | |
|------------------------------------|-----------|
| 2RU | UA-DR2-LK |
| 3RU | UA-DR3-LK |
| 4RU | UA-DR4-LK |



| Lock Box | |
|-----------------|--------------|
| 3RU | UA-DR3-LK-FH |
| 4RU | UA-DR4-LK-FH |



Shelves

Our light duty shelves are capable of supporting components up to 50 lbs., with the exception of the 1RU shelf that holds 15 lbs. They are designed with vents to keep equipment cool. Hold-down brackets can be ordered separately for previously purchased shelves. Vented shelves with hold-down brackets hold components safely in place.

| Shelves Retractable | |
|--------------------------------|---------|
| 2RU | UA-SHR2 |
| 3RU | UA-SHR3 |


| Shelves Solid Front Face | |
|-------------------------------------|---------|
| 1RU | UA-SHS1 |
| 2RU | UA-SHS2 |



Our heavy duty shelves are adjustable from 17" to 40".

| Shelves Vented | |
|---------------------------|--------|
| 1RU | UA-SH1 |
| 2RU | UA-SH2 |
| 3RU | UA-SH3 |
| 4RU | UA-SH4 |
| 5RU | UA-SH5 |

| Shelves Vented with Hold- Down Bracket | |
|---|-----------|
| 1RU | UA-SH1-KB |
| 2RU | UA-SH2-KB |
| 3RU | UA-SH3-KB |
| 4RU | UA-SH4-KB |
| 5RU | UA-SH5-KB |



**Heavy Duty Shelf
Solid**
SHAS-1U24




**Heavy Duty Shelf
Vented**
SHAV-1U24

Don't see your accessory? Just ask. We do custom manufacturing.



Rack Accessories



Blanking Panels

| Solid Blanking Panels | |
|-----------------------|---------|
| 1RU | UA-BPS1 |
| 2RU | UA-BPS2 |
| 3RU | UA-BPS3 |
| 4RU | UA-BPS4 |
| 5RU | UA-BPS5 |

| Vented Blanking Panels | |
|------------------------|----------|
| 1RU | UA-BPHS1 |
| 2RU | UA-BPHS2 |
| 3RU | UA-BPHS3 |
| 4RU | UA-BPHS4 |
| 5RU | US-BPHS5 |

Solid blanking panels serve both form and function, filling out empty rack space and directing air where needed. Vented blanking panels allow heat produced by components to dissipate while covering any blank space between components.



| Formed Blanking Panels | |
|------------------------|------|
| 1U | FBP1 |
| 2U | FBP2 |
| 3U | FBP3 |
| 4U | FBP4 |
| 5U | FBP5 |
| 6U | FBP6 |

| Formed Blanking Panel Kits | |
|----------------------------|----------|
| 1U Kit 12 pcs | FBP1-K12 |
| 2U Kit 12 pcs | FBP2-K12 |
| 3U Kit 6 pcs | FBP3-K6 |
| 4U Kit 6 pcs | FBP4-K6 |



Adjustable Chassis Guides

Chassis guides have a 2" H x 2" W profile and are fully adjustable from 20" through 42". The flanges support component-mounted hardware in a minimal profile. Chassis guides support up to 125 lbs.

CHGA-2030 (20" to 30" Depths)
CHGA-3142 (31" to 42" Depths)

Rack Color Options



Note: AMCO offers additional color choices (up to 2 per console) for no extra charge. Custom colors are available and quoted upon request.



Rack Accessories

1RU Fan Stack

Ultra-Quiet Fans with Front Exhaust



Fan stack units provide active cooling for your electronic components within the rack. These units install as easily as a shelf and have a five-foot power cord. Fans turn on from 83°- 85° keeping components cool.

| | CFM (total) | DB | Voltage | # of Fans | Fan Dia. | Depth |
|------------|-------------|----|---------|-----------|----------|-------|
| UA-FS1-S8 | 120 | 27 | 115 | 2 | 4.75" | 8" |
| UA-FS1-S14 | 120 | 27 | 115 | 2 | 4.75" | 14" |

Fan Panel

Ultra-Quiet Fans



Fan panels provide active cooling for your electronic components within the rack. These units install as easily as a blanking panel and have a five-foot power cord. Fans turn on from 83°- 85° keeping components cool.

| | CFM (total) | DB | Voltage | # of Fans | Fan Dia. | Rack Height |
|----------|-------------|----|---------|-----------|----------|-------------|
| UA-QF2-2 | 50 | 28 | 115 | 2 | 3" | 2RU |
| UA-QF2-4 | 100 | 28 | 115 | 4 | 3" | 2RU |
| UA-QF3-2 | 120 | 27 | 115 | 2 | 4.75" | 3RU |

Digital Display Fan Panel

Ultra-Quiet Fans With Display



Fan panels with a digital display allow you to set the sensor to a specific temperature range of 58° to a programmable max and have a six-foot power cord. This ensures that your electronic components will operate at peak performance.

| | CFM (total) | DB | Voltage | # of Fans | Fan Dia. | Rack Height |
|-----------|-------------|----|---------|-----------|----------|-------------|
| UA-QFD2-2 | 50 | 28 | 115 | 2 | 3" | 2RU |
| UA-QFD2-4 | 100 | 28 | 115 | 4 | 3" | 2RU |
| UA-QFD3-2 | 120 | 27 | 115 | 2 | 4.75" | 3RU |

Power Strips

Power cords are 10 feet long.



| | Circuits | NEMA Outlet Type | NEMA Plug Type | Voltage | Number of Outlets |
|----------------------------|------------|------------------|----------------|---------|-------------------|
| VPDU (vertical 48" long) | (1) 15 amp | 5-15r | 5-15A | 115 | 12 |
| HPDU (horizontal 17" long) | (1) 15 amp | 5-15r | 5-15A | 115 | 6 |

Don't see your accessory? Just ask. We do custom manufacturing.



Rack Accessories




Round Lacing Bar
UA-LBR2



Lacing Bar Straight Style
UA-LB3



Lacing Bar "C" Style
UA-LB2
UA-LB4
UA-LB6



Vertical Cable Lacing Strip 5" Wide
CLS-44U-5
CLS-40U-5
CLS-37U-5
CLS-35U-5
CLS-27U-5
CLS-24U-5
CLS-21U-5
CLS-18U-5



Adjustable Lacing Strip
1RU
UA-LBA-1421 (14" - 21" depth)
UA-LBA-2537 (25" -37" depth)
2RU
UA-LBA-1421-2U (14" - 21" depth)
UA-LBA-2537-2U (25" -37" depth)



Joining Kit
UA130



Cable Ring Kit
HK-CR1



Hardware Kit
T441



Hardware Kit
HK1032-25



Hardware Kit
HK500



Hardware Kit
HKDZ-25



Fine Floor Caster
CA-C125



Heavy Duty Caster
CA-C660

Lacing Bars

Lacing bars are available in packs of five.

Lacing Strips

Vertical cable lacing strips provide mounting support for PDUs and cabling. Horizontal cable lacing strips provide cable management of the side or rear of the frame. Cable lacing strips have a combination of M6 holes for cable ring mounting (HK-CR1) or equipment tie-down, while the slots can accept cable ties, fasteners, etc. Lacing strips are sold individually.

Cable Ring Kit

Cable rings easily mount to M6 holes in power/cable panels or cable lacing strips and provide an immediate tie-down point for cabling.

Joining Kit

Join racks together using simple #1/4-20 hex and lock nut hardware.

Hardware Kits

Additional mounting hardware is available for equipment mounting.

10-32 Tapped Hole Mounting Hardware Kits

T441*- (25) 10-32 X 1/2 black phillips pan head screw w/washer
HK500*- (500) 10-32 x 1/2 black phillips pan head w/washer

Square Hole Mounting Hardware Kits

HK-1032-25- (25) 10-32 nut retainer (25) 10-32 X 1/2 black phillips pan head screw w/ washer
HKDZ-25- (25) M6 Metric Dzus easy inserts and M6 clear chromate screws

*Note: *Also available with SnapRax.*

Note: 50 pcs kit available for HKDZ-25 and HK1032-25. Replace 25 with 50 in part number. (i.e., HK1032-25 becomes HK1032-50)

Casters

Fine floor casters have a load rating of 120 lbs. each and add 1.25" to overall height. Heavy-duty casters have a load rating of 600 lbs. each and add 2" to overall height.